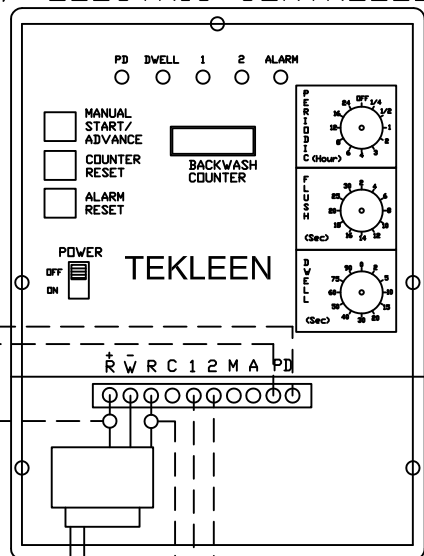


REVISIONS				
REV	ZONE	DESCRIPTION	DATE	APPROVED

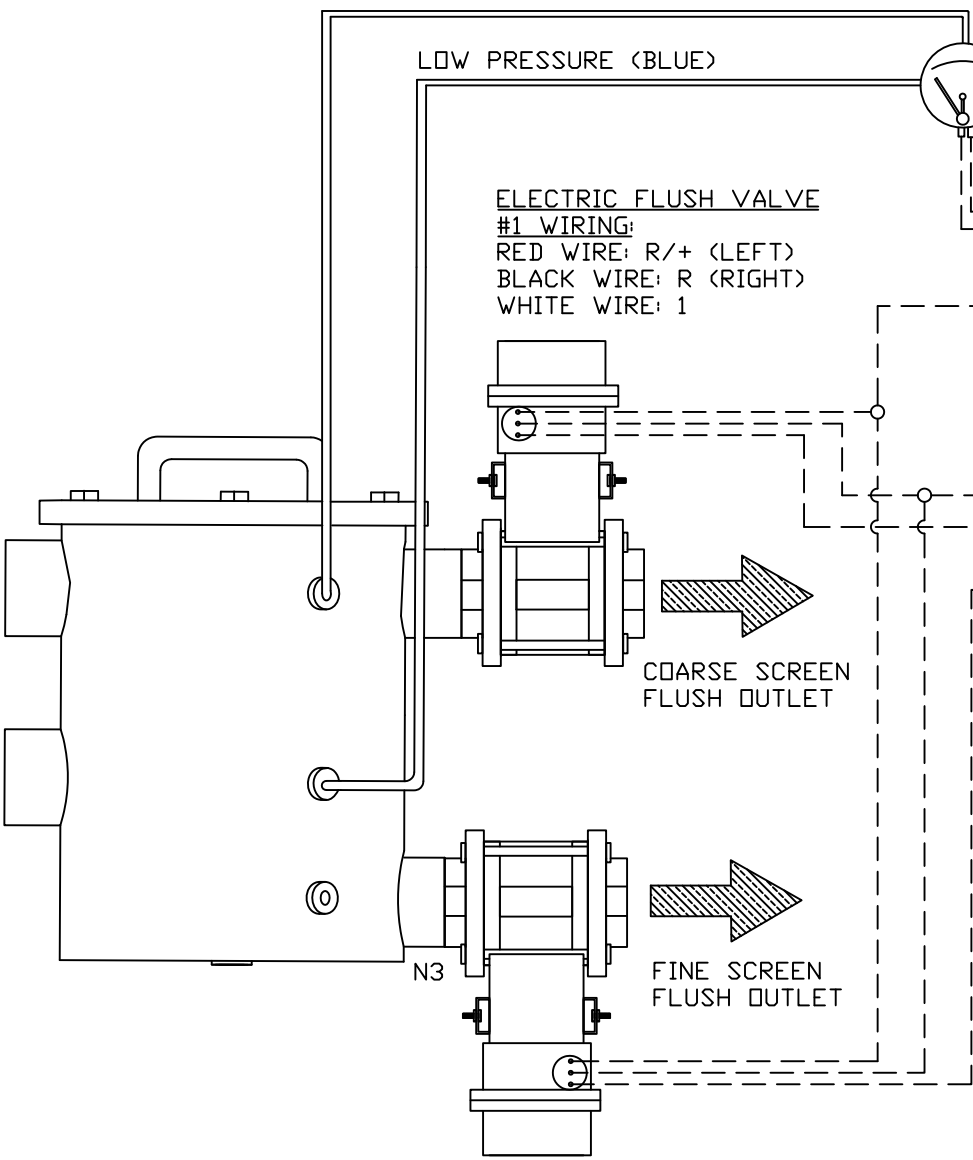
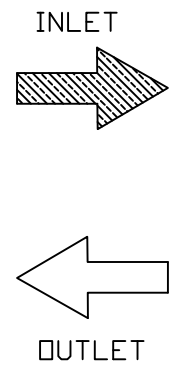
GB7 ELECTRIC CONTROLLER



HIGH PRESSURE (RED)
 LOW PRESSURE (BLUE)
 DIFFERENTIAL PRESSURE GAUGE

ELECTRIC FLUSH VALVE #1 WIRING:
 RED WIRE: R/+ (LEFT)
 BLACK WIRE: R (RIGHT)
 WHITE WIRE: 1

ELECTRIC FLUSH VALVE #2 WIRING:
 RED WIRE: R/+ (LEFT)
 BLACK WIRE: R (RIGHT)
 WHITE WIRE: 2



---	Electrical Connection
====	Hydraulic Connection

UNLESS OTHERWISE SPECIFIED DIMENSIONS ARE IN INCHES	
TOLERANCES	
DECIMALS	ANGULAR
.XX ± .05	± 0.5 DEG.
.XXX ± .01	
DRAWN S. PERKINSON	DATE 06/29/11
CHECKED	
DESIGN	

AUTOMATIC FILTERS, INC. 2672 S. La Cienega Blvd. Los Angeles, CA 90034 (310) 839-2828 FAX (310) 839-6878			
TITLE ABW2-LP FILTER W/ GB7 CONTROLLER & 2 ELECTRIC FLUSH VALVES			
SIZE A	DWG NO. WIRE-ABW2LP-GB7-2EFV-LAY-01	REV N/A	
NOT TO SCALE		SHEET 1 OF 1	