

1

2

3

4

5

6

7

8

E

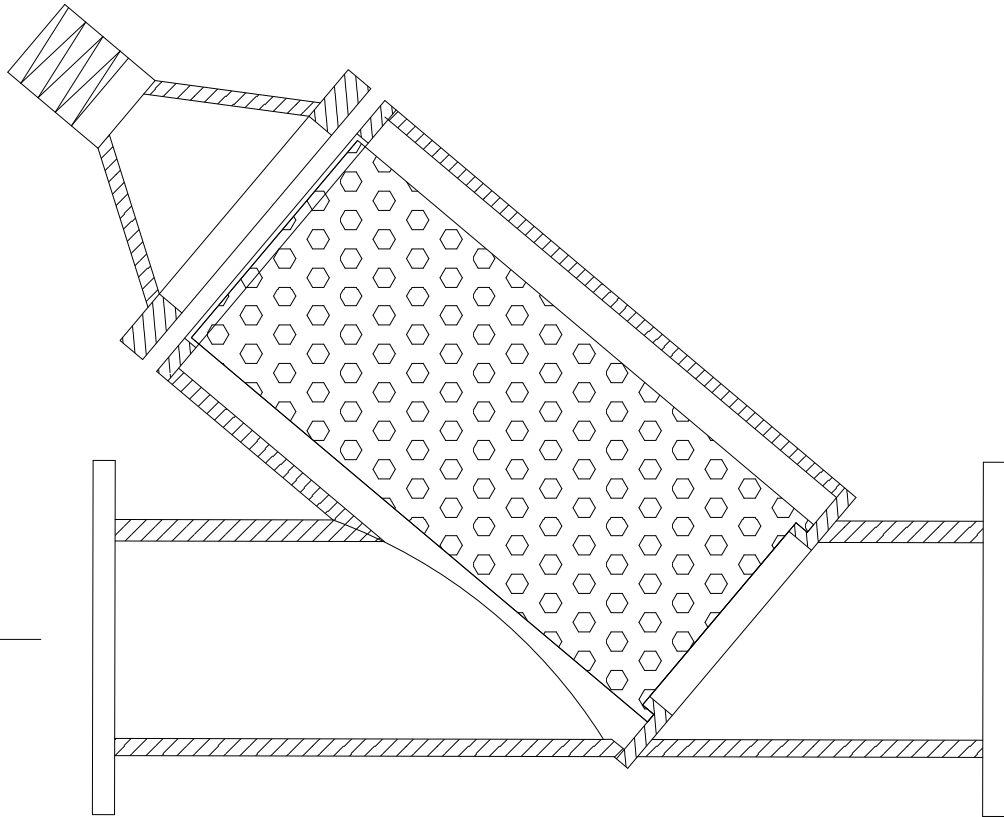
D

C


B

A


FLUSH



OUTLET



INLET



UNLESS OTHERWISE SPECIFIED DIMENSIONS ARE IN INCHES TOLERANCES DECIMALS ANGULAR .XX + .05 ± 0.5 DEG. .XXX + .01		AUTOMATIC FILTERS, INC.	
DRAWN DMITRIY POLISHCHUK		TITLE CSF	
CHECKED		DATE 11-10-04	REV 0
DESIGN		SIZE A	DWG NO. CSF
		SHEET OF	