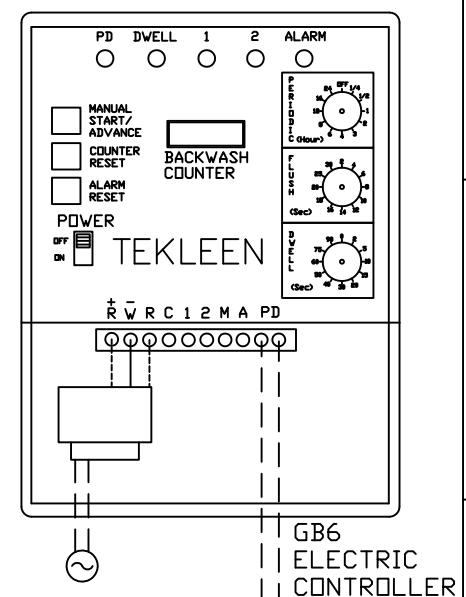
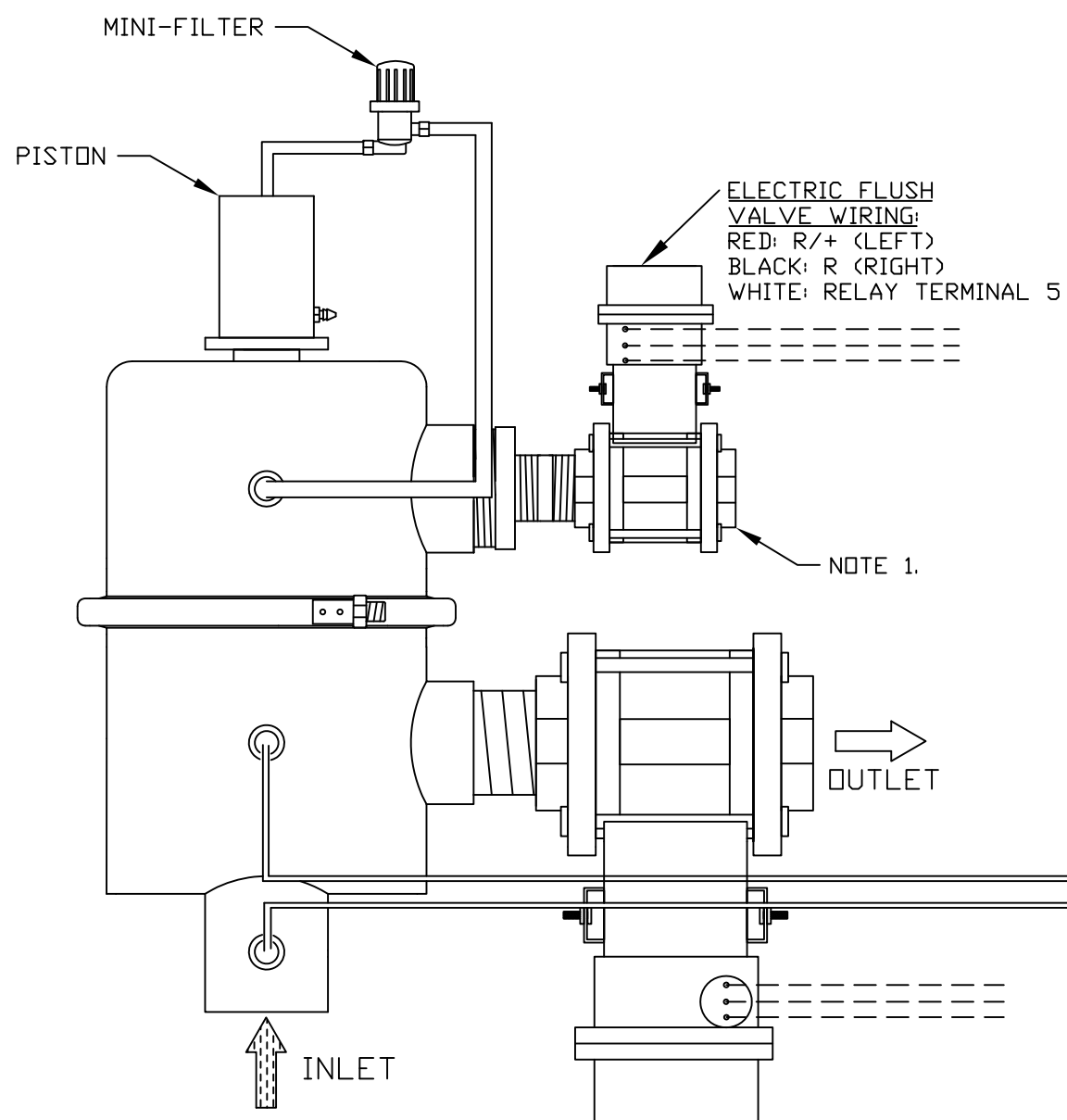
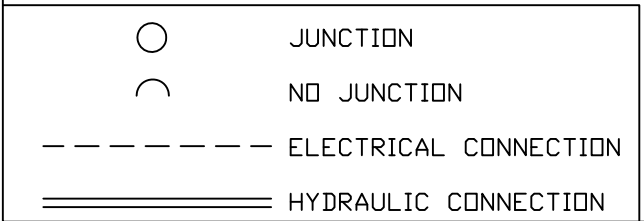
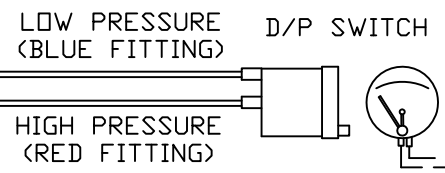


REVISIONS				
REV	ZONE	DESCRIPTION	DATE	APPROVED



24 VAC RELAY



NOTES:  
1. IT IS RECOMMENDED THAT A UNION BE INSTALLED BETWEEN THE FLUSH VALVE AND FLUSH LINE FOR EASE OF MAINTENANCE.

UNLESS OTHERWISE SPECIFIED DIMENSIONS ARE IN INCHES TOLERANCES

DECIMALS .XX ± .05 .XXX ± .01	ANGULAR ± 0.5 DEG.
DRAWN M. SERRANO	DATE 04/15/19
CHECKED	
DESIGN FOR:	

AUTOMATIC FILTERS, INC.  
2672 S. LA CIENEGA BLVD.  
LOS ANGELES, CA 90034  
(310) 839-2828 FAX (310) 839-6878

TITLE WIRING LAYOUT FOR MTFXX FILTER WITH GB6 CONTROLLER, ELECTRIC BALL VALVE, AND ELECTRIC PRESSURE SUSTAINING BALL VALVE		REV N/A
SIZE A	DWG NO. WIRE-MTFGB6-EFV-PSV-LAY-08	
NOT TO SCALE		SHEET 1 OF 1